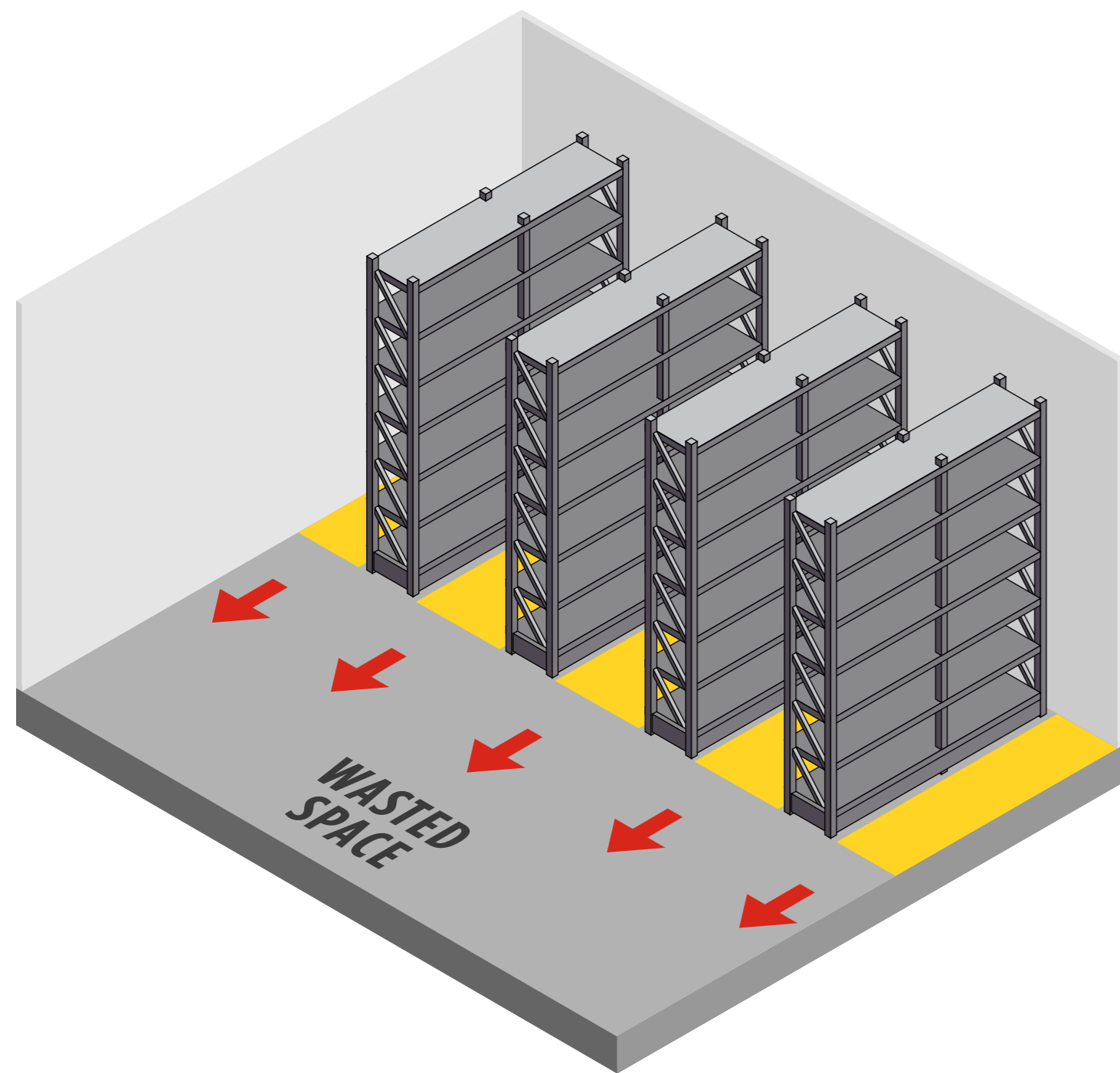
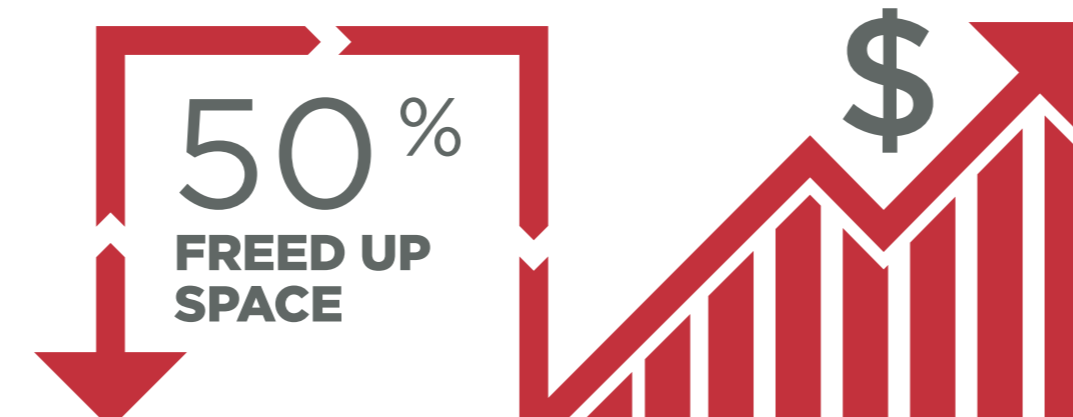
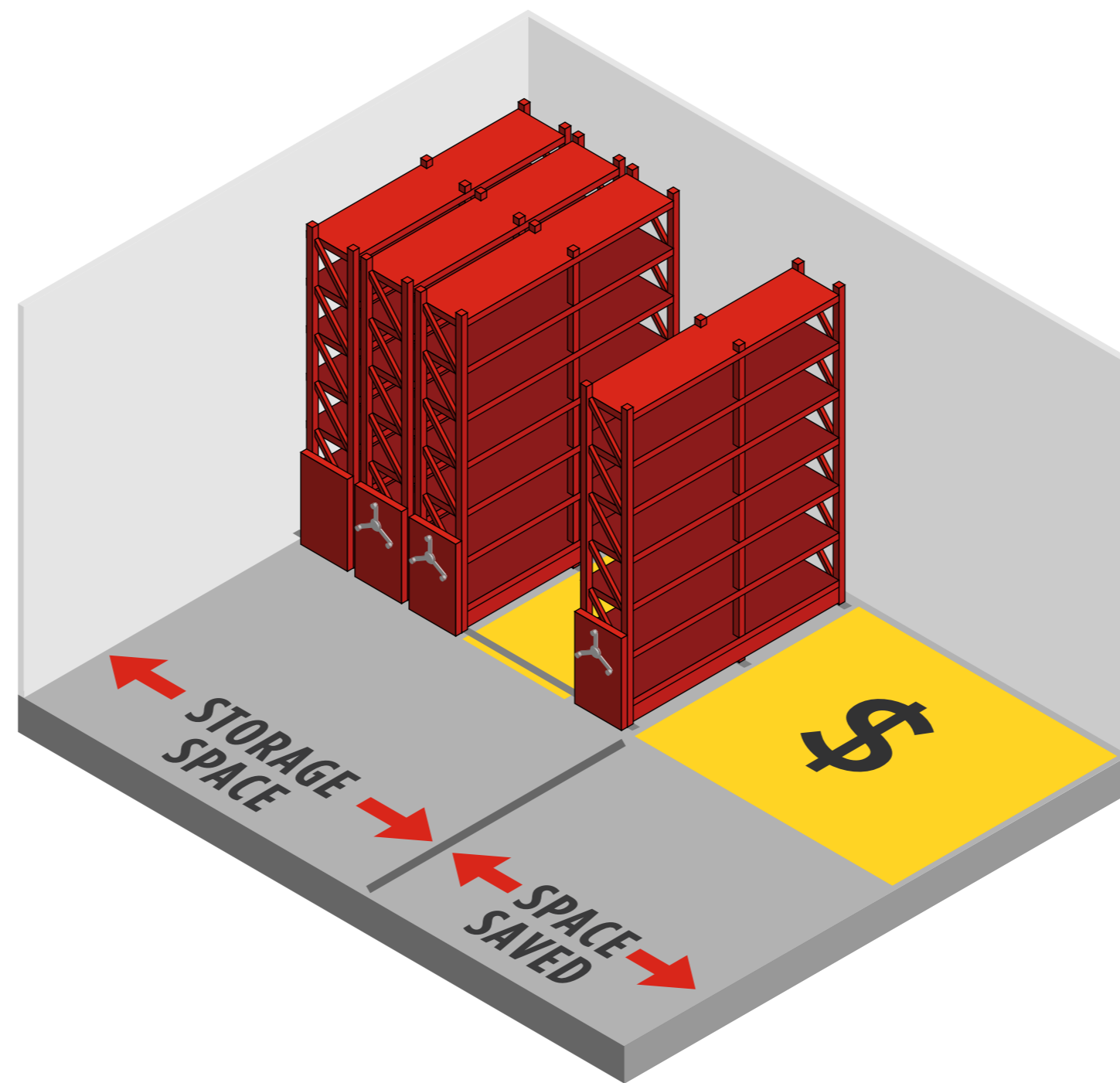


**BEFORE**

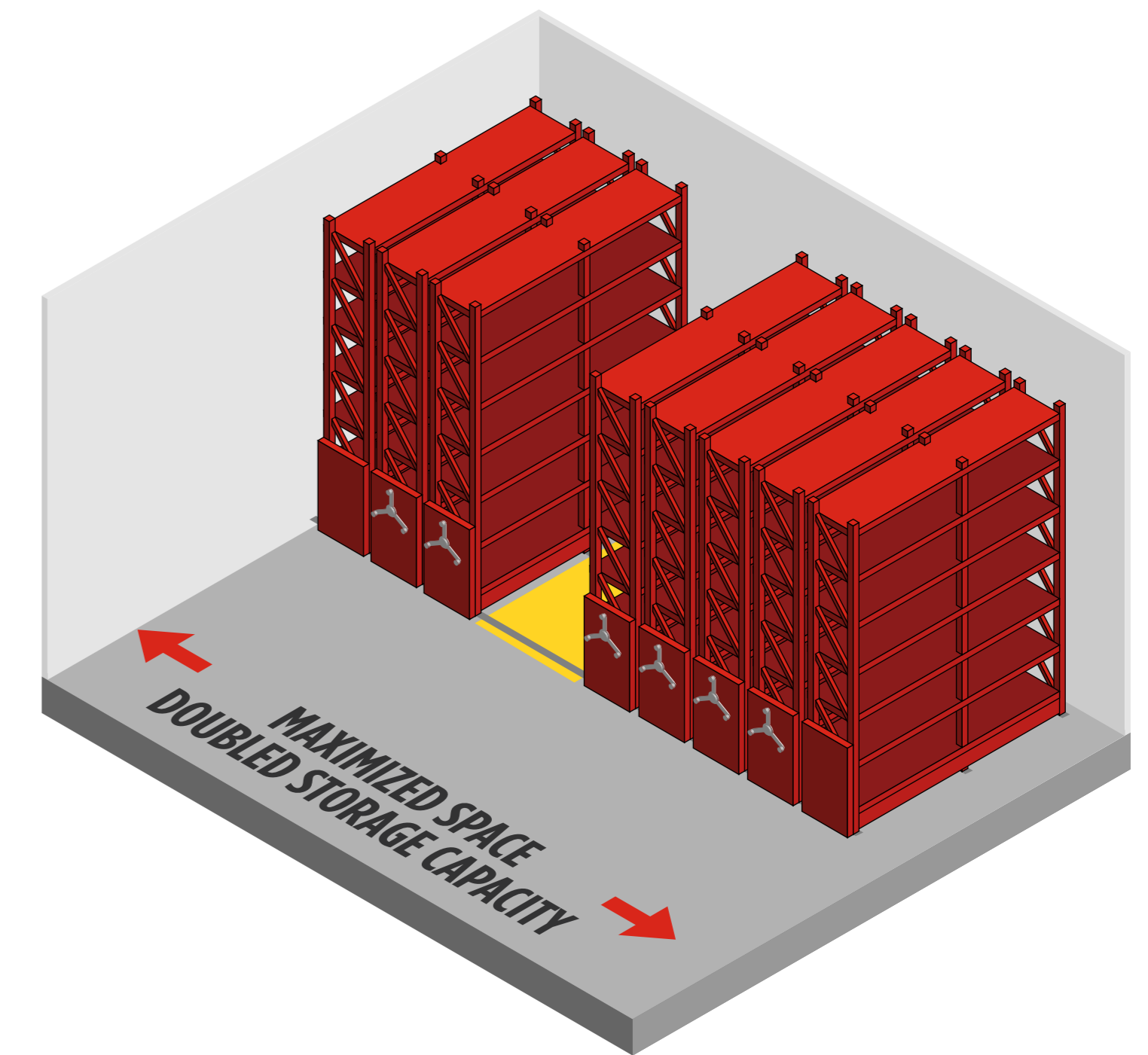


**WASTED SPACE CONVENTIONAL  
FIXED SHELVING LAYOUT**

**AFTER**



**SPACE SAVED & INCREASED PROFITS  
MOBILE STORAGE LAYOUT**



**DOUBLED STORAGE CAPACITY. MAXIMIZED SPACE  
& INCREASED PROFITS MOBILE LAYOUT**

## SMARTSHELF® BOLTLESS SHELVING

### SHELVING SYSTEM WITH HOOKS: FLEXIBLE SHELVING DESIGNED TO BE CONFIGURED AND RECONFIGURED EASILY WITHOUT TOOLS


You only need to remove the shelves horizontally.  
It is very easy to adjust a shelf with 4 simple hooks.

### EASY SHELF REMOVAL DUE TO MONTEL'S SMARTSHELF® CLOSED RECTANGULAR POST

Thanks to its unique closed-post design, the SmartShelf® shelves are not tucked behind the posts as opposed to the commodity "L&T" cumbersome shelving system.

Shelves do not require to be tipped for removal or adjustment, nor do adjacent shelves need to be displaced to allow clearance for a tipped shelf's removal.

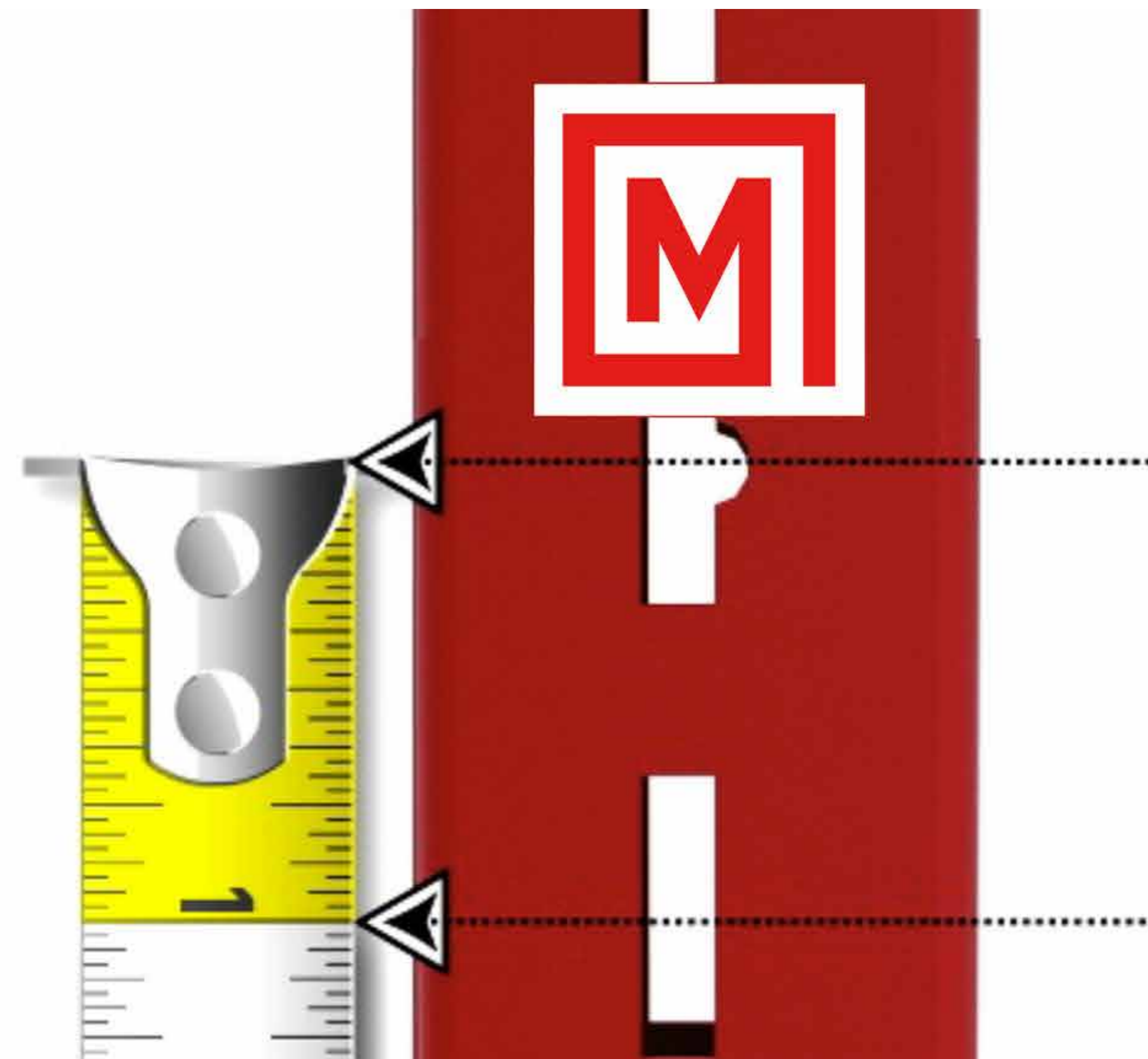
## EASY TO ADJUST A SHELF





**STORE MORE IN LESS SPACE  
WITH SMARTSHELF®  
BOLTLESS SHELVING**

**VERTICAL SHELF ADJUSTMENTS  
AT EVERY 1" INCREMENTS**



**1"**  
SMARTSHELF® HYBRID SHELVING  
SYSTEM WITH HOOKS



**1 1/2"**  
L&T COMMODITY  
SHELVING



## STORE MORE IN LESS SPACE WITH SMARTSHELF® BOLTLESS SHELVING

**3/4" MORE USABLE STORAGE SPACE PER SHELF**

### DO THE SMARTSHELF® MATH

100 SECTIONS OF 97" (246.38 CM) HIGH WITH  
8 TIERS OF BACK-TO-BACK SHELVING UNITS  
WOULD REPRESENT:

- 8 TIERS
- X 2 BACK-TO-BACK SHELVING UNIT
- X 3/4" (19 MM) MORE STORAGE PER SHELF

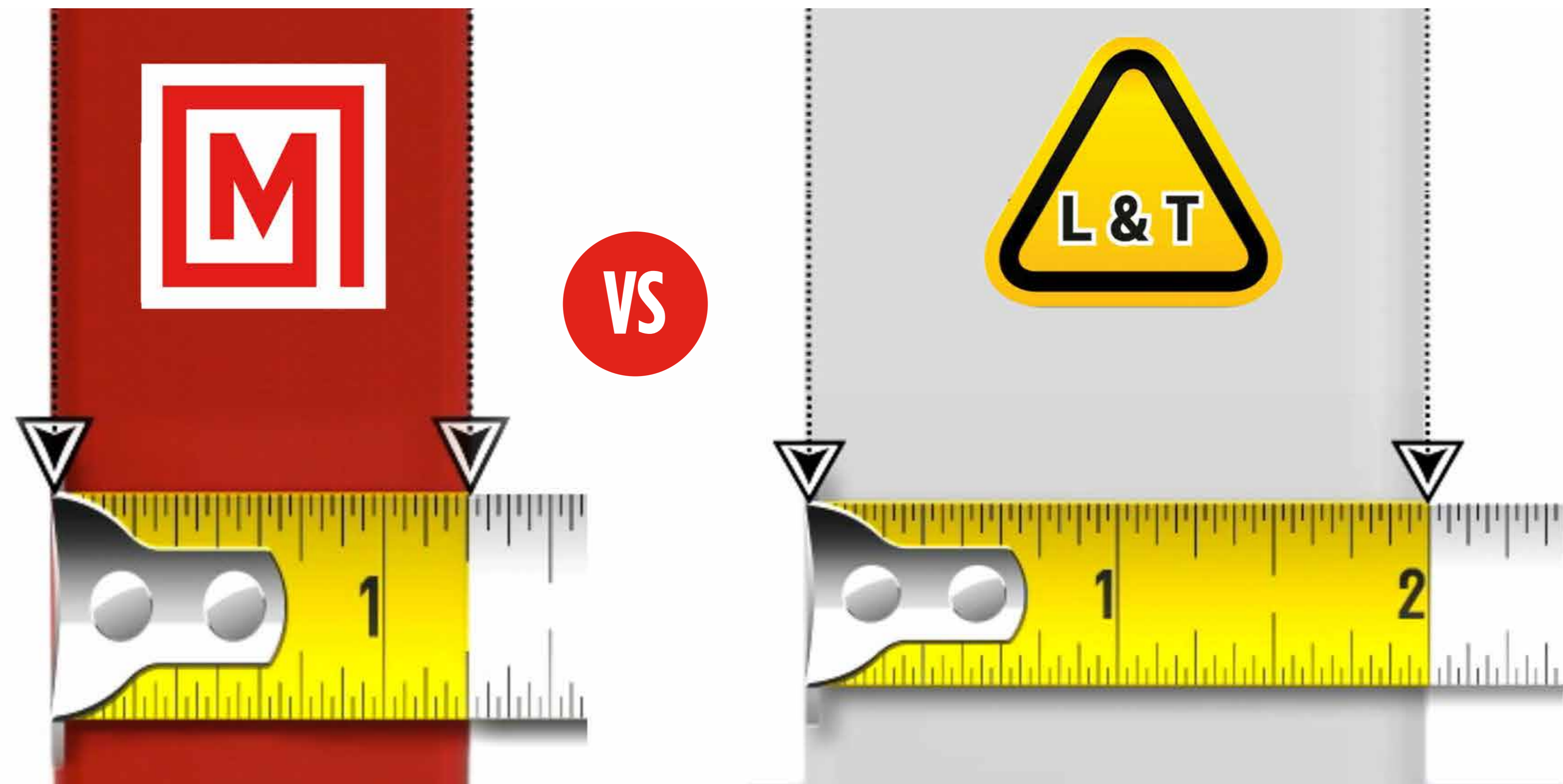
---

= 12" (30.48 CM) MORE USABLE STORAGE PER SHELVING UNIT  
X 100 SECTIONS

---

**= 1,200" (30.48 M) ADDITIONAL LINEAR INCHES OF STORAGE  
WITH SMARTSHELF® VS. L&T COMMODITY SHELVING**

**NOTE:** WHAT ABOUT THE ADDITIONAL STORAGE VERTICALLY  
DUE TO THE 1" INCREMENTS VS. L&T AT 1 1/2" INCREMENTS.  
ADD THESE EXTRA LINEAR INCHES TO YOUR TOTAL.



**1 1/4"**  
SMARTSHELF®  
HYBRID SHELVING

**2"**  
L&T COMMODITY  
SHELVING

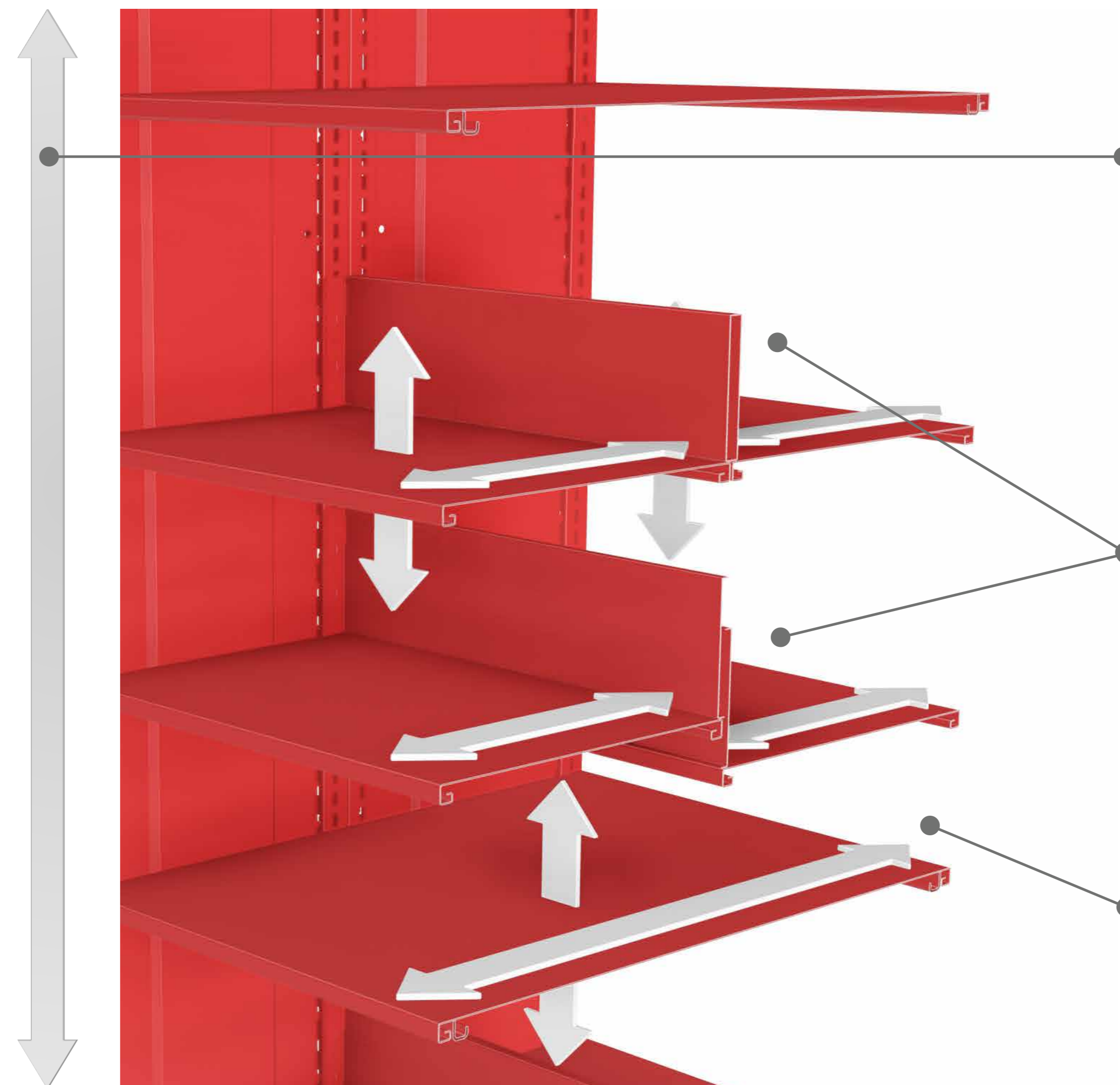


## BEST OF BOTH WORLDS

**POSSIBILITY OF COMBINING  
BACK-TO-BACK SHELVES  
WITH DOUBLE FACE FULL  
DEPTH SHELVES FROM  
ONE TIER TO THE NEXT**

**EVERYTHING IS NOW POSSIBLE  
WITH SMARTSHELF®**

## TAKE SPACE EFFICIENCY TO A NEW LEVEL!



### **FROM ONE TIER TO THE NEXT**

SmartShelf® is the only storage system that can be configured with back-to-back or double face full depth shelves, or any combination of both.

### **BACK-TO-BACK SHELVES**

The shelf system is independently adjustable on both sides for many storage possibilities. Easy to assemble and reconfigure.

### **DOUBLE FACE FULL DEPTH SHELVES**

For storing large objects of various lengths, shapes and sizes.



## AVAILABLE IN 39 3/8" (1 METER) WIDE SECTIONS

For storing 3 archival boxes perfectly without wasting any storage space (provided each box is maximum 12 1/2" (31.7 cm) wide). Provides much greater overall capacity compared to other shelving systems that are usually only available in 36" (91.44 cm) or 42" (1.07 m) wide sections thus not optimizing space.

**MAKES SHELVING RUNS SHORTER SO YOU CAN STORE MORE IN LESS SPACE**



SMARTSHELF<sup>®</sup> PATENT # 6,814,245

	CORRIDOR SPACE	TOTAL LENGTH	TOTAL CAPACITY
<b>M</b> A.	<b>48" ROOM SPACE</b> x6	<b>236"</b>	<b>126 Boxes (21 Boxes/Shelving Section)</b> 6 Shelving Sections of 39 3/8"
<b>VS</b>	49% MORE ROOM <b>VS</b> B.   37% MORE ROOM <b>VS</b> C.   5.9% MORE STORAGE <b>VS</b> C.		
<b>L&amp;T</b> B.	<b>ONLY 32 1/4"</b> x6	<b>252"</b>	<b>126 Boxes (21 Boxes/Shelving Section)</b> 6 Shelving Sections of 42"
<b>L&amp;T</b> C.	<b>ONLY 44 1/4"</b> x1 x5	<b>240"</b>	<b>119 Boxes (21 Boxes/42" Shelving Section) (14 Boxes/30" Shelving Section)</b> 1 Shelving Section of 30" + 5 Shelving Sections of 42"

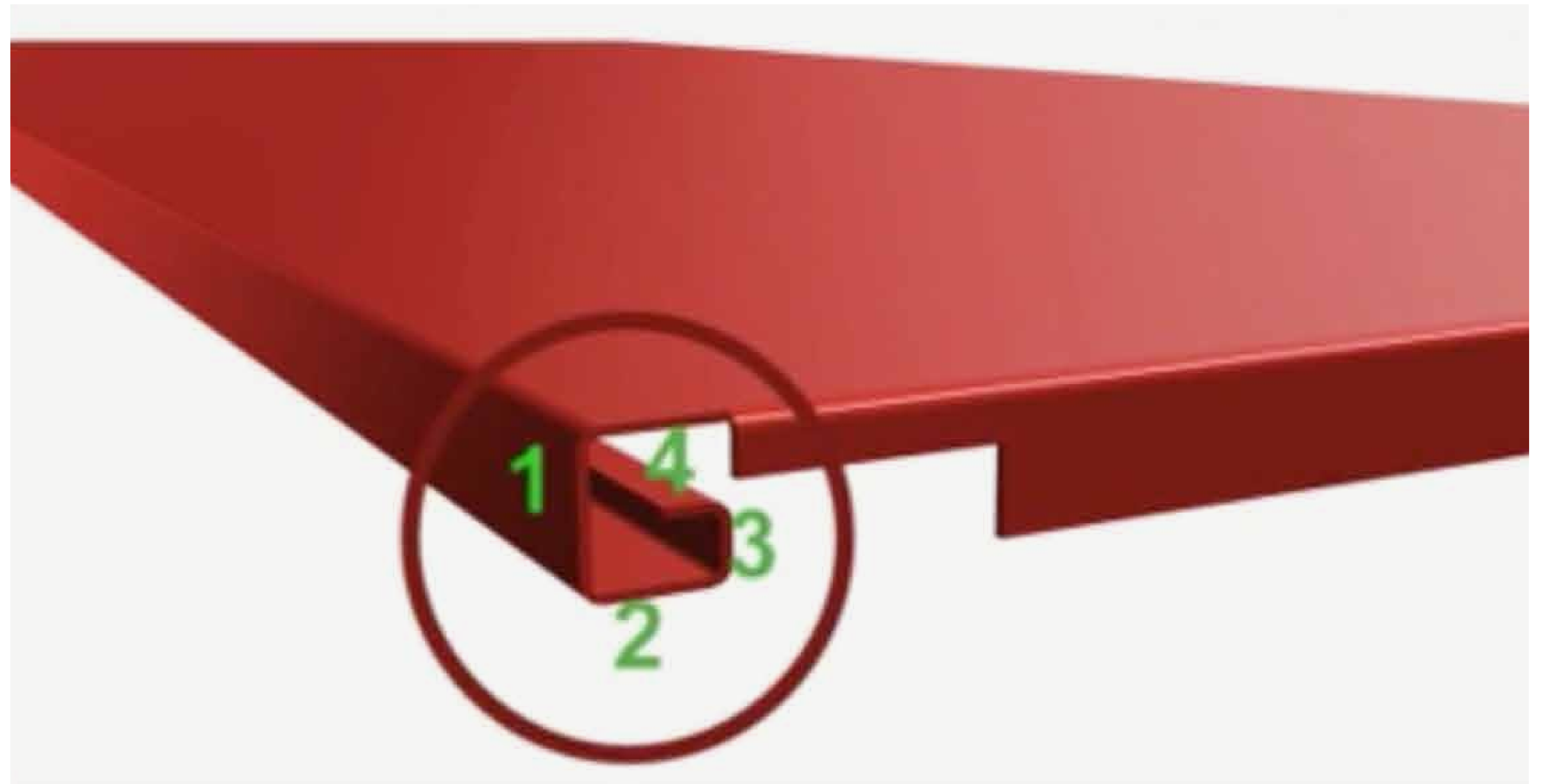
SMART **SHELF**<sup>®</sup>

## FOUR ROLL-FORMED SHELF FOLDS

REDUCE RISK OF INJURY

PROTECT DOCUMENTS, BOOKS,  
COLLECTIONS OR OBJECTS

INCREASE THE SHELF STRENGTH



## INTEGRATED LEVELERS

UNLIKE SHIMS, INTEGRATED LEVELERS  
ENSURE ACCURACY, STABILITY AND A SAFE  
WORKING ENVIRONMENT ON UNEVEN FLOORS.





## BEST-IN-CLASS SHELVING TO MOBILE CARRIAGE ATTACHMENT

THE SMARTSHELF<sup>®</sup> 4-POST SHELVING UPRIGHT IS DESIGNED WITH A BOTTOM WELDED FASTENING CHANNEL FOR A SECURE BOLTED ATTACHMENT ONTO THE INTERNAL C-CHANNEL CARRIAGE ASSEMBLY.

THE CARRIAGE FRONTS ARE THEREFORE CLEAN AND CLEAR OF ANY VISIBLE FASTENING HARDWARE AS SEEN WITH OTHER SYSTEMS.

